

If you have any questions, please contact me at jamie@teachmommyteach.com

Thank you for downloading!

You May:

- use these resources in your own home or classroom for non-commercial use.
- print as many copies as you would like.
- share the website link, <https://teachmommyteach.com/>, where this printable can be found, so that others can download the file.

You May NOT:

- sell, give away, or share a printed copy. Each person should download separately and print.
- print out a copy for multiple teachers, as in an entire school, co-op, or other group. Each teacher should download separately and print.
- link directly to the pdf. Instead, link to the page on <https://teachmommyteach.com/> or <https://teacherspayteacher.com/> where you found the download.
- claim this or any part of this printable as your own.
- alter this printable and claim it as your own.
- host any of the files on your personal or other websites that can be shared with others.
- Upload this resource to any file sharing sites

Credits!! Thank you Speaking of Images and Open Clipart!



<https://www.teacherspayteachers.com/Store/Speaking-Of-Images>



<https://openclipart.org/>


Rhyming Words Book 5: Drip, Drip, Drip

Pre-Reading Worksheets

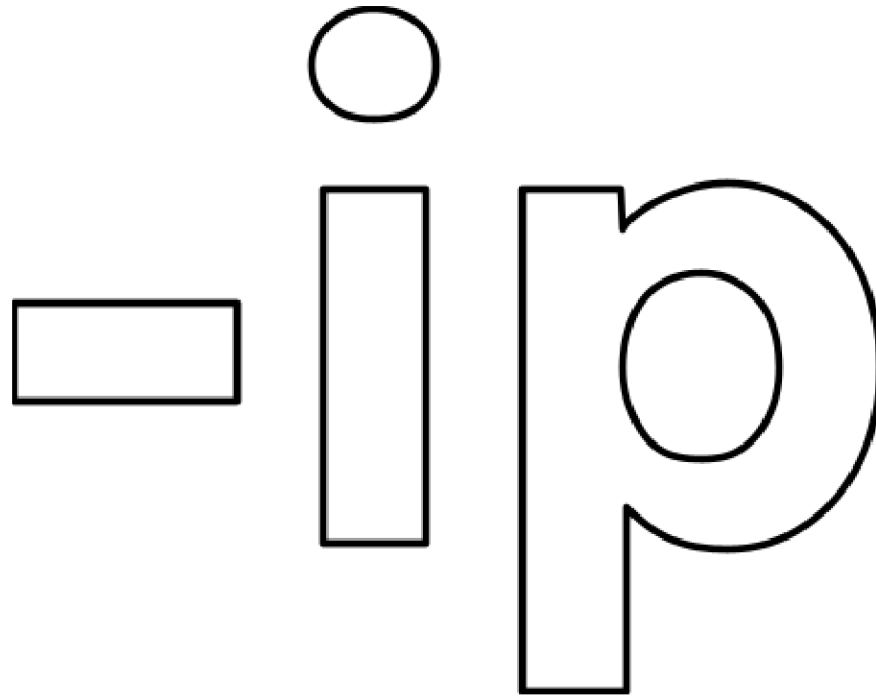
Your child will practice *CVC* words; specifically the -ip word family.
Your child will practice blends, the long e sound with the I spelling,
and the high frequency word, *want*.

Name: _____

On the next page, color the -ip as you say the sound each letter represents. Then cut out the pictures on this page. If the picture is an -ip word, glue it around the -ip that you colored on the next page. If it is not an -ip word, place it aside.









Thank you openclipart.org for the wonderful clipart!

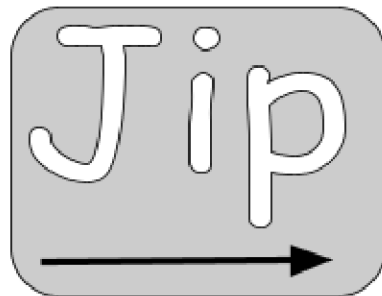
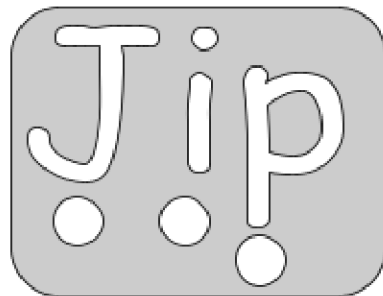
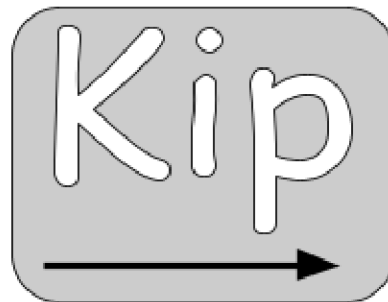



Name: _____

This Bob Book reviews the IP word family. Practice saying the IP sounds.


	
short i	p
 igloo	 jungle gym
 apple	 popcorn

Practice sounding out the following IP words. Touch each dot and say the sound the letter(s) represent. Then, touching the arrow, put the sounds together to sound out the word. Circle the IP in each word.



Name: _____

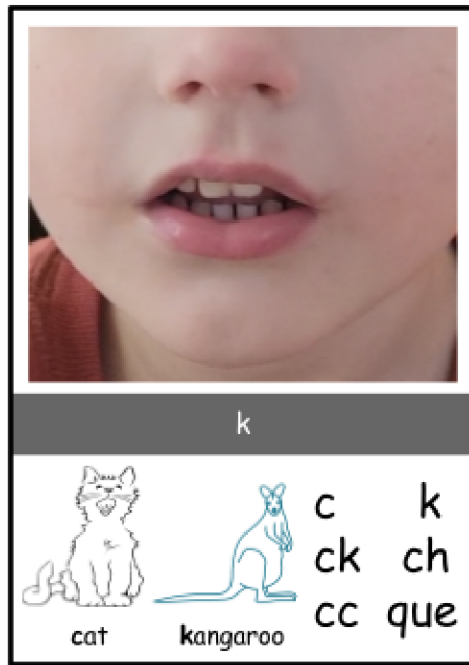
Practice reading more IP words. Touch each dot and say the sound the letter(s) represent. Then, touching the arrow, put the sounds together to sound out the word. Circle the IP in each word.



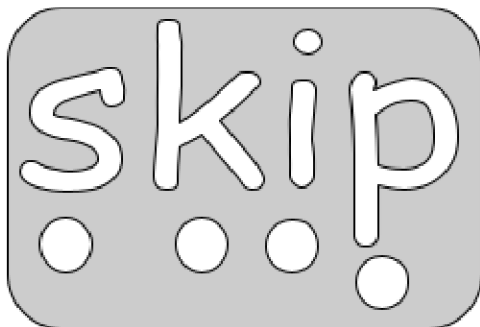
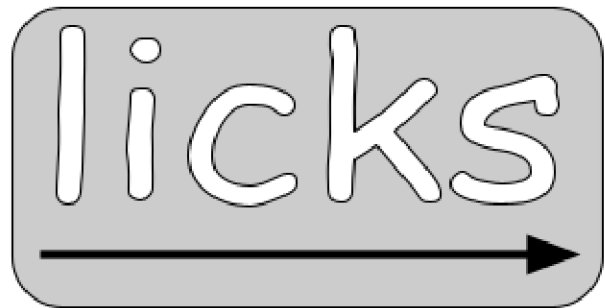
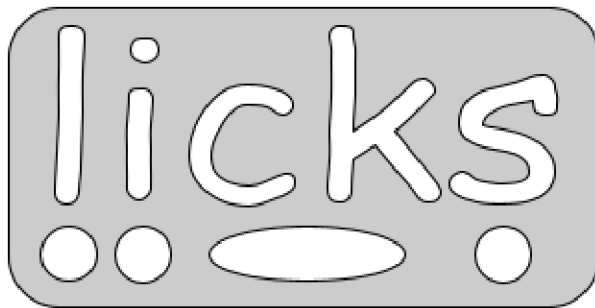
Can you think of another IP word? If you can, write it below.

Name: _____

C, K, and CK represent a 'k sound.' Practice saying the 'k sound.'




Sound out the following words. Circle the letter or letters that represent the K sound.




Name: _____

The word **drink** can be a difficult word to sound out because the **i** does not represent the **short i** sound. The **i** in the word **drink**, represents a **long e** sound. That means it sounds like you are saying the letter name **e** when reading the word. Practice saying the **long e** sound and look at the child saying the **long e** sound below.


Now point to the highlighted **i** in the sound chart below. The **i** is there because **i** can sometimes represent the **long e** sound.



Sound out **drink** using the pictures of the children's mouths as a tool.



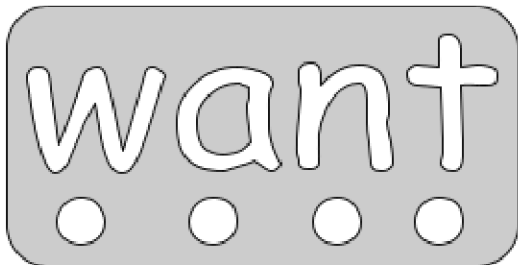

Do you remember how to sound out the word **pink**?



Pink and **drink** rhyme! Can you circle the ending sounds that are the same in **pink** and **drink** above?

Name: _____

The word WANT uses the 'schwa a.' Look at the picture of the mouth below. Practice saying the 'schwa a' sound. Then sound out the word WANT.




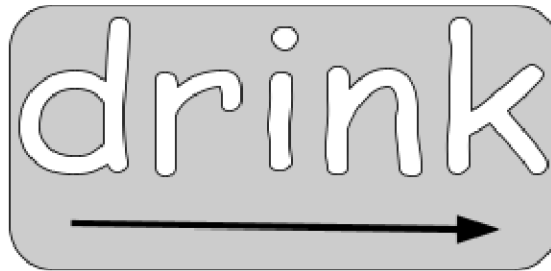
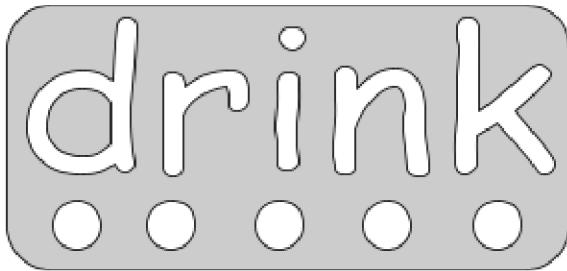
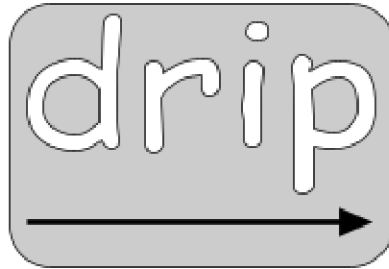
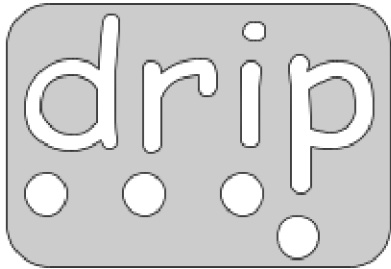
Let's practice the high frequency word WANT Help the boy find his milk by following the word WANT through the maze.

	want	won't	sat	tot	wet	his		
to	So	want	who	had	paw	see	yes	yet
your	maw	want	sat	saw	law	so	her	has
you	want	rap	pot	saw	got	got	You	wad
want	want	rap	pot	saw	got	got	was	we
want	saw	my	tot	saw	you	so	want	want
want	saw	my	tot	saw	you	so	want	want
want	saw	you	saw	so	row		want	want
want	want	want	want	want	want		want	want
want	want	want	want	want	want		want	want
								want

Name: _____

This book reviews the DR blend. Touch each dot and say the sound the letter(s) represent. Then, touching the arrow, put the sounds together to sound out the word.

Practice sounding out each DR blend word below.



Rhyming Words Book 5:

Drip, Drip, Drip

Extra Practice

Post-Reading Worksheets

Name: _____

Read the following short story.

The cup drops.

The cup drips, drips, drips.

The dog drags the cup.

The cat drinks, drinks, drinks.



Name: _____

Read the following short story.

**I skip, skip, and skip. I want a drink. I
want a pink cup. I sip milk in my pink cup.
Yum!**



Rhyming Words Book 5:

Drip, Drip, Drip


Answers

Pre-Reading Worksheets

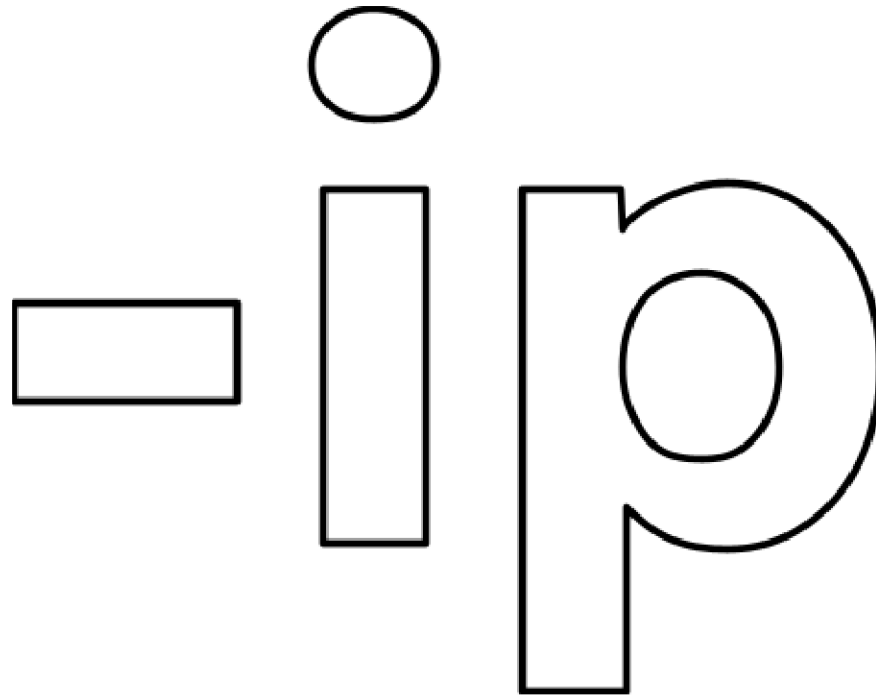
Your child will practice *CVC* words; specifically the -ip word family.
Your child will practice blends, the long e sound with the I spelling,
and the high frequency word, *want*.

Name: _____

On the next page, color the -ip as you say the sound each letter represents. Then cut out the pictures on this page. If the picture is an -ip word, glue it around the -ip that you colored on the next page. If it is not an -ip word, place it aside.









Thank you openclipart.org for the wonderful clipart!





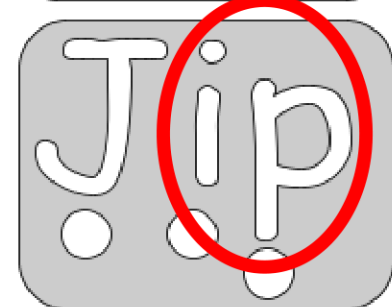
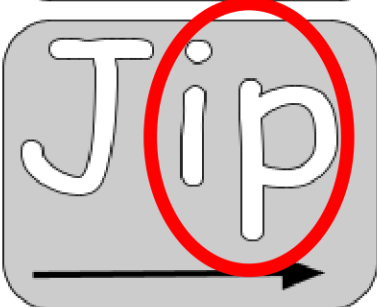
Answers

Name: _____

This Bob Book reviews the IP word family. Practice saying the IP sounds.

	
short i	p
 igloo	 jungle gym
 apple	 popcorn

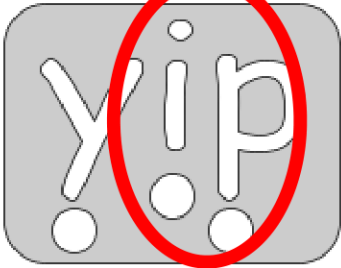







Practice sounding out the following IP words. Touch each dot and say the sound the letter(s) represent. Then, touching the arrow, put the sounds together to sound out the word. Circle the IP in each word

Answers

Name: _____

Practice reading more IP words. Touch each dot and say the sound the letter(s) represent. Then, touching the arrow, put the sounds together to sound out the word. Circle the IP in each word.

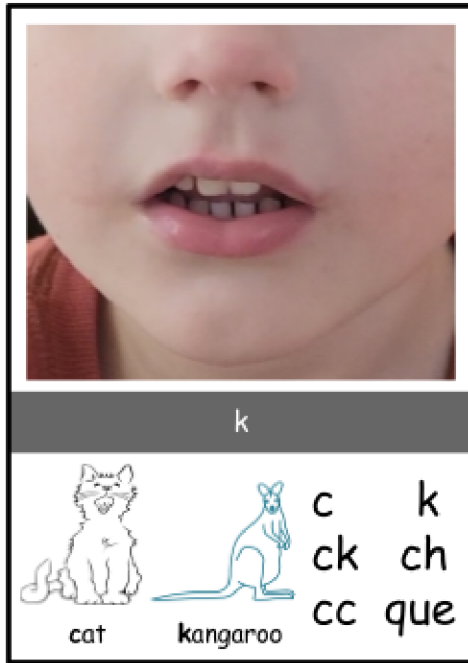
	
	
	
	

Can you think of another IP word? If you can, write it below.

hip

Name: Answers

C, K, and CK represent a 'k sound.' Practice saying the 'k sound.'



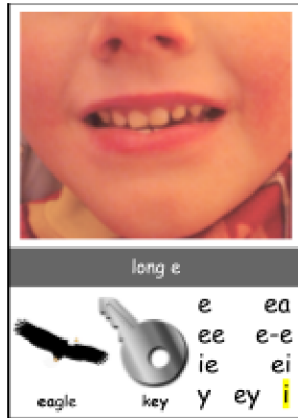
Sound out the following words. Circle the letter or letters that represent the K sound.




Name: Answers

The word **drink** can be a difficult word to sound out because the **i** does not represent the **short i** sound. The **i** in the word **drink**, represents a **long e** sound. That means it sounds like you are saying the letter name **e** when reading the word. Practice saying the **long e** sound and look at the child saying the **long e** sound below.

Now point to the highlighted **i** in the sound chart below. The **i** is there because **i** can sometimes represent the **long e** sound.



Sound out **drink** using the pictures of the children's mouths as a tool.



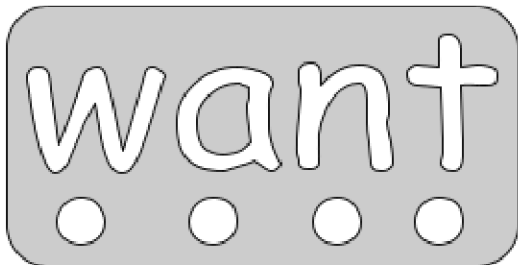

Do you remember how to sound out the word **pink**?



Pink and **drink** rhyme! Can you circle the ending sounds that are the same in **pink** and **drink** above?


Name: **Answers**

The word WANT uses the 'schwa a.' Look at the picture of the mouth below.
Practice saying the 'schwa a' sound. Then sound out the word WANT.



Let's practice the high frequency word WANT Help the boy find his milk by following the word WANT through the maze.

	want	won't	sat	tot	wet	his		
to	So	want	who	had	paw	see	yes	yet
your	maw	want	sat	saw	law	so	her	has
you		want		saw	got	got	You	wad
want	want	rap	pot	saw	got	got	was	we
want	saw	my	tot	saw	you	so	want	want
want	saw	you	saw	so	row		want	want
want	want	want	want	want	want		want	want
	want	want	want	want	want		want	want


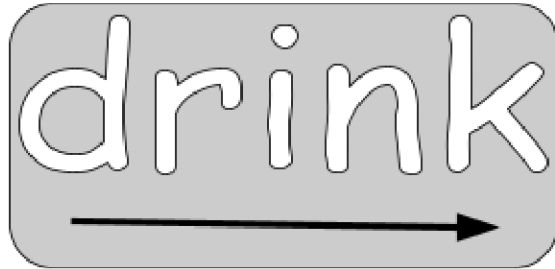
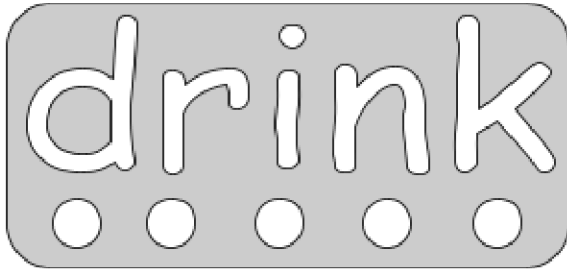
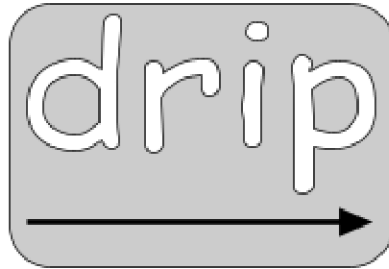


Answers

Name: _____

This book reviews the DR blend. Touch each dot and say the sound the letter(s) represent. Then, touching the arrow, put the sounds together to sound out the word.

Practice sounding out each DR blend word below.



Rhyming Words Book 5:

Drip, Drip, Drip

Answers

Extra Practice

Post-Reading Worksheets

Name: Answers

Read the following short story.

The cup drops.

The cup drips, drips, drips.

The dog drags the cup.

The cat drinks, drinks, drinks.



Answers

Name: _____

Read the following short story.

**I skip, skip, and skip. I want a drink. I
want a pink cup. I sip milk in my pink cup.
Yum!**

